

# Remove Rank from GradeQuick Reports on Edline

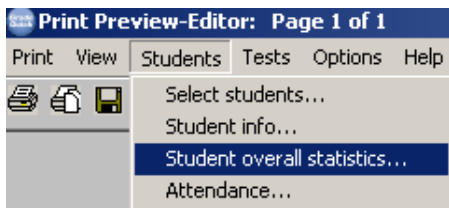
There are several different report formats depending on desired layout and information to be posted. You may want to customize the information that is presented and/or omit some items, such as RANK. **Rank may appear in two areas** of the reports.

## Remove Overall Rank

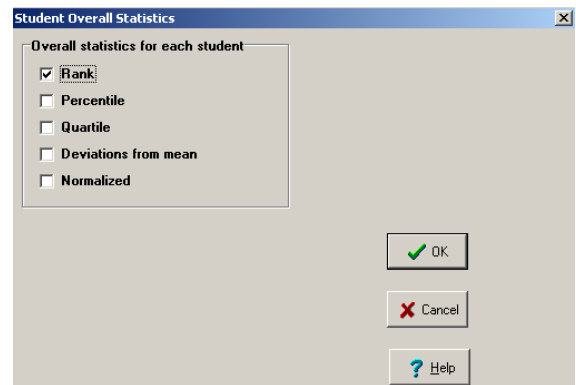
Total Points: 223.0  
Maximum Possible Points: 235.0  
Final Average: 94.89  
Final Grade: A  
Overall Rank: 3

in class

1. Select Students
2. Select Student overall statistics



3. Uncheck Rank
4. Click OK



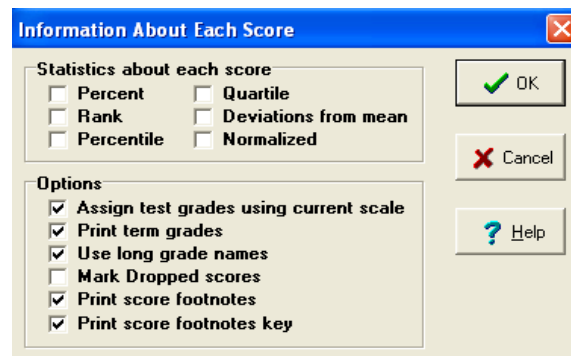
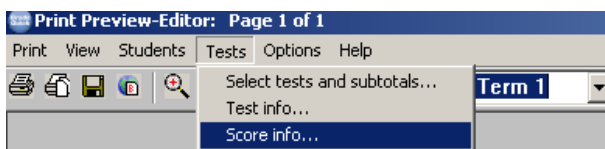
## Remove Score Rank

Name	Score Information			
	Date	Score	Max	Rank
Logo Graphic	10/01/10	10	10	1
Tessellation	10/01/10	19	20	5
Portrait Project	10/01/10	29	30	2
Advertisement	10/01/10	29	30	1
News-Breaking Story	10/01/10	26	30	9
Blog	10/01/10	5	5	1

from each "test"

1. Select Tests
2. Select Score Info

3. Uncheck Rank
4. Click OK



SAVE these changes!

1. Select Print
2. Select Save configuration

